



Fleet Broadband Hardware

Marine Satellite Solution you depend on

Digitalship Oslo 2008

JRC Europe

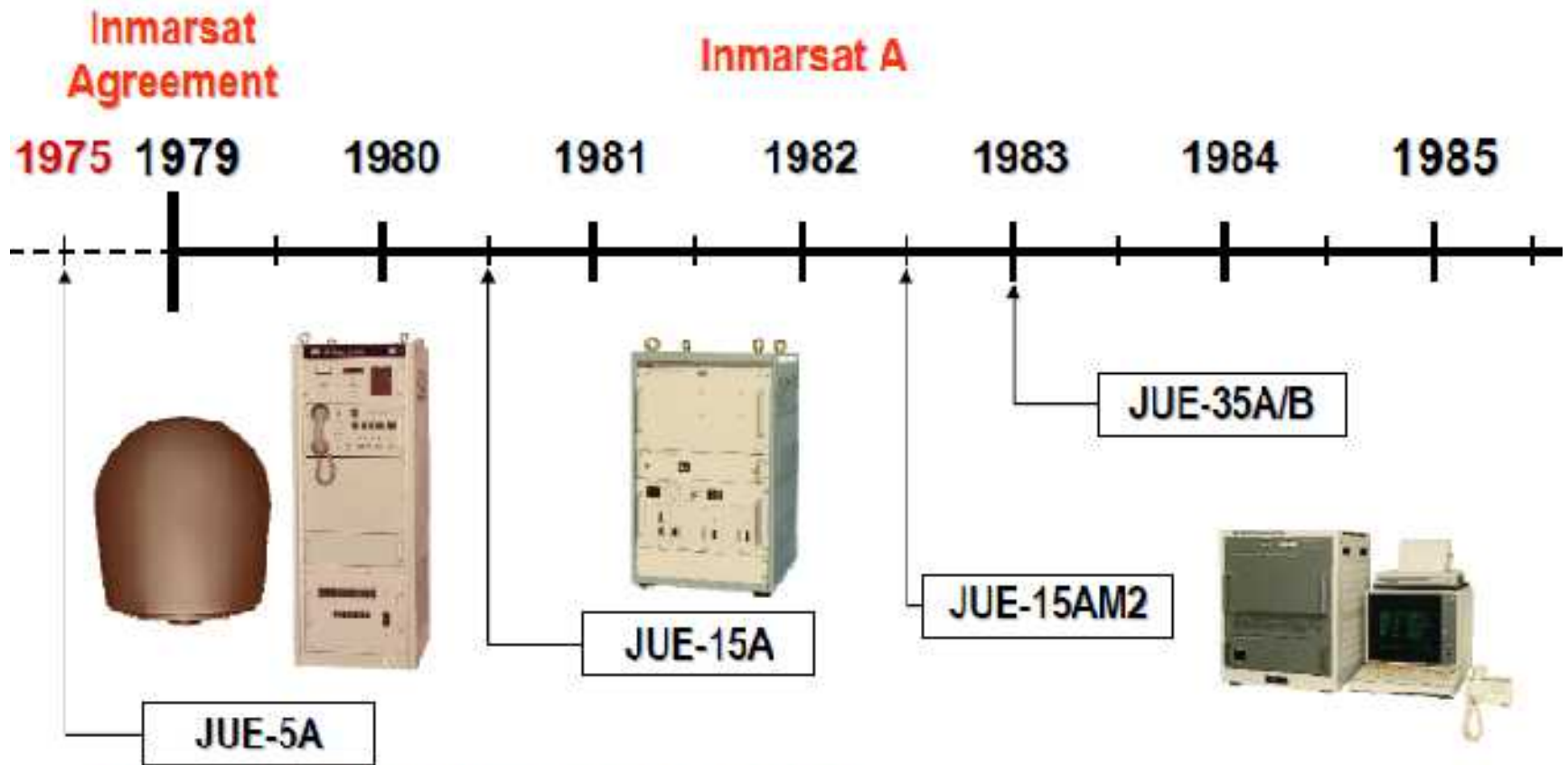
Harry Miyashita

Contents



- History of JRC Inmarsat products
- Introduction of Broadband family
- FBB Hardware
- Road Map of FBB products
- Unique feature Upgrade path™
- Global Support

Since 1978



The world first Inmarsat terminal

Next Generation Satellite Communication



1990

1995

2000

2005

2010.....

JUE-45A



Analogue
Inmarsat-A



Digital (DSP)
Inmarsat-B



Digital (Turbo)
Inmarsat Fleet



Digital (SOC)
Fleet Broadband

**The Most
Reliable
Terminal**

**The world's
1st FBB
Approval**

JRC Fleet Broadband Family



FB250

ADE



BDE



Handset

JUE-250

FB500

ADE




BDE



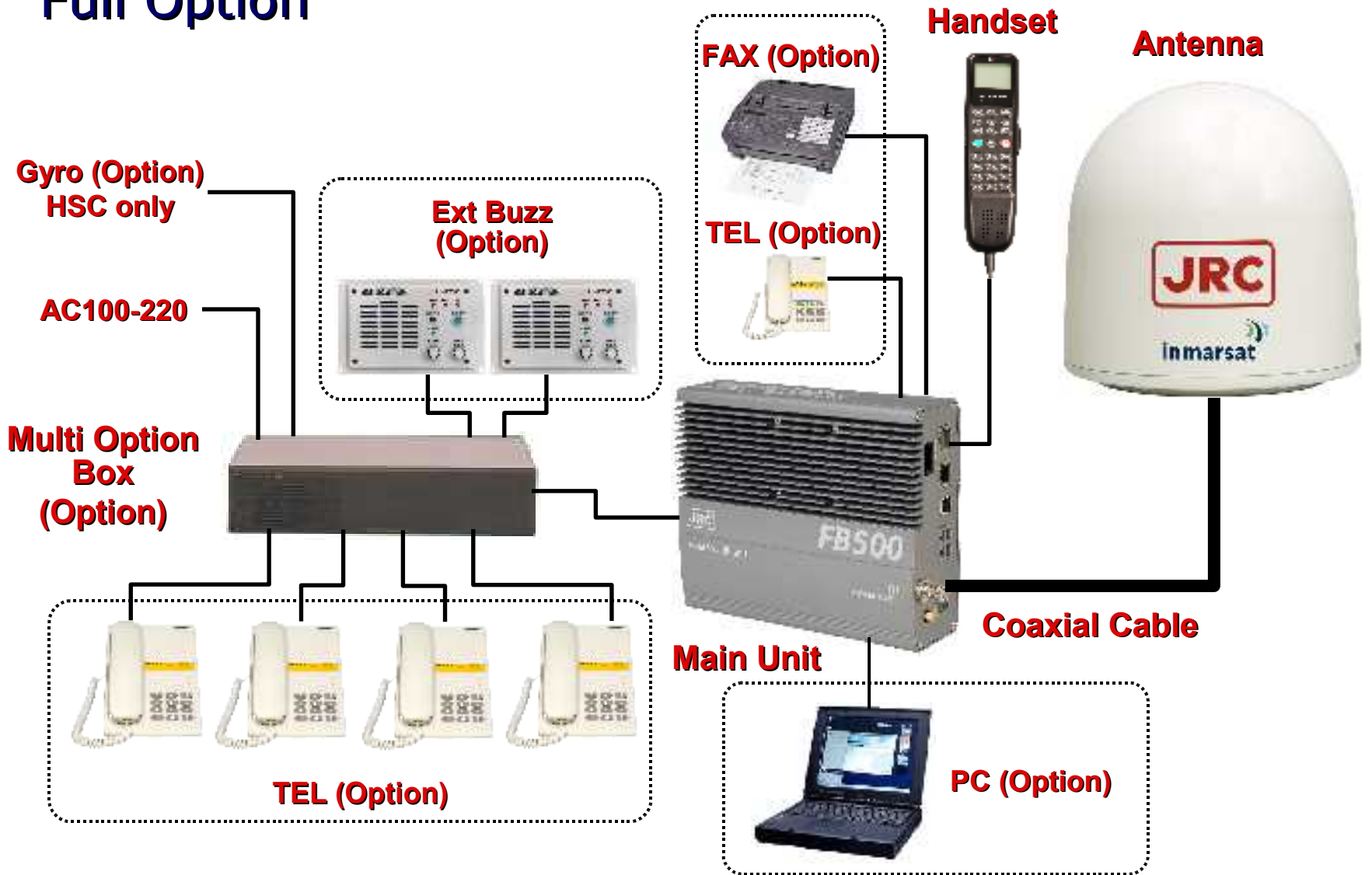
Handset

JUE-500


JRC Fleet Broadband FB500 JUE-500 Basic Structure



JRC Fleet Broadband FB500 JUE-500 Full Option



JUE-500 Antenna Unit



- High reliable, In-house electrical & mechanical design based on JRC's Fleet F33 technology

Size: Diameter = 600mm

Weight. Approx.

20kg

- Single coaxial cable
- Same cable as Fleet F33

JUE-500 Main Unit



- Multi communication hub
- Launch-Pad operation
- Same physical design as FB250

Size: H x W x D =

166mm x 221mm x 64mm


approx. 4 KG



DC Power

Dedicated handset

WRF



1 x RJ-45 ISDN [Data]

1 x RJ-45 LAN [Data]


1 x USB [Data]

1 x RJ-11 2-wire [Voice]

1 x RJ-11 2-wire [Fax]

1 x SIM Card

JUE-250 Above Deck Equipment



- High reliable, In-house electrical & mechanical design

Size: H x D = 350mm x 350mm


approx. 7 KG

- Single coaxial cable
- Same cable as Fleet F33



***Hardware
Antenna***

***State of Art
Design***



***Hardware
Antenna***

***Reliability
is Here***

Hardware Antenna

JRC



**Dome base made by
carving Aluminum**



F33



FB250

JUE-250 Below Deck Equipment



- Multi communication hub
- Built-in Web server
- Various interfaces

Size: H x W x D =

166mm x 221mm x 64mm

approx. 4 KG

1 x SIM Card

1 x DC Power Input

1 x Dedicated handset

WRF splitter



1 x RJ-45 3.1K Audio

1 x RJ-45 LAN [Data]

1 x USB [Data]

1 x RJ-11 2-wire [Voice]

1 x RJ-11 2-wire [Fax]



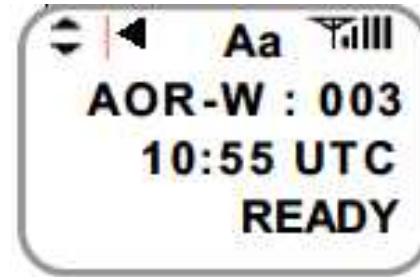
Three Operation Screens



Voice call, ID setting

Data Call, SMS

IP setting, Factory setting



Handset Screen



JRC Dedicated Screen



Launch-Pad Screen

JUE-250 Launch-Pad Screen



FleetBroadband
Main Unit



LAN Cable



PC

JUE-250 Dedicated Screen



The screenshot shows a web browser window with the address bar containing "http://192.168.128.100/". The page features the JRC logo at the top left. A navigation menu on the left includes "PROPERTIES" (selected), "RESTORE FACTORY DEFAULTS", "CONNECTION CONTROL", "WEB SECURITY", "ACA", "ISDN", and "OPEN STATUS WINDOW". The main content area is titled "PROPERTIES" and contains a "Current Status" section with the following information:

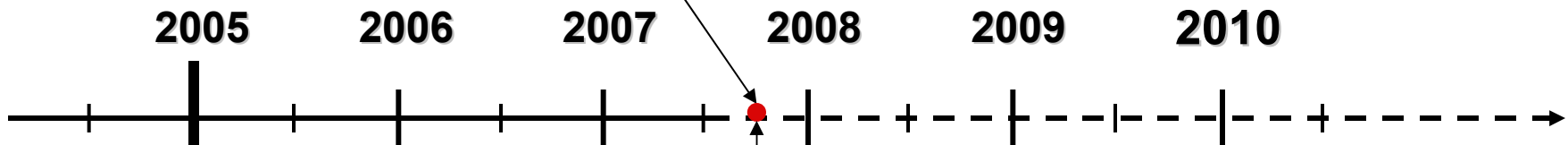
- Network Status: Network unavailable
- GPS Position: GPS display policy not yet received
- Emergency Call Numbers: 000:008:112:110:118:119:011:000
- Software Version: 0.0.0.1203
- Satellite Modem IMEI: 30170005-00-300075-0
- Satellite Modem IMSI: 901112112102000

Below the status information are two links: "View Terms" and "Log File". At the bottom of the main content area are three buttons: "Apply", "Cancel", and "Restore Factory Default Configuration".

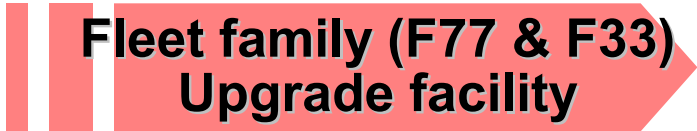
Road Map of FBB Products



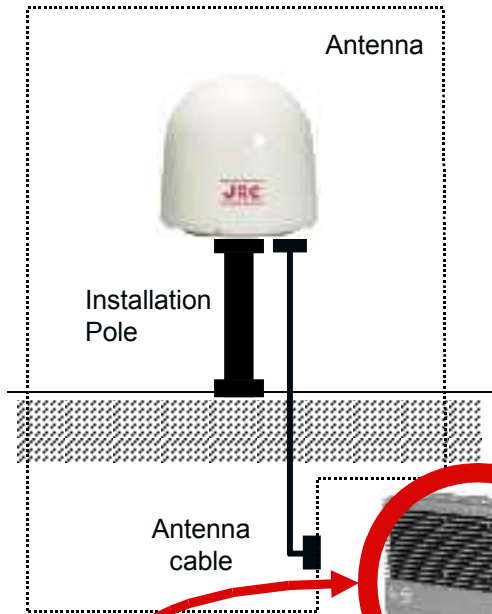
**Inmarsat
FBB official
launch**



JUE-250



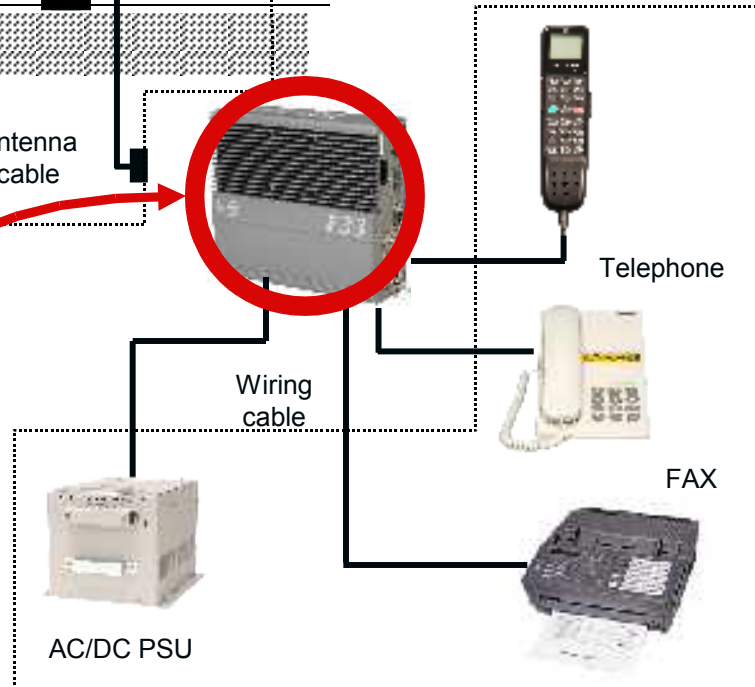
Fleet F33 Upgradeable to FB250



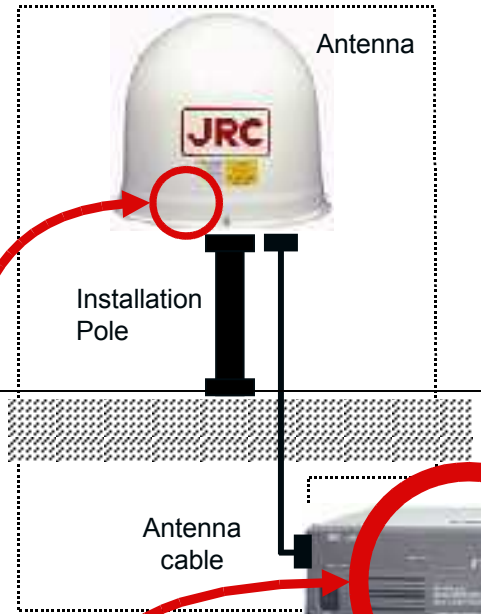
Keep Fleet F33 antenna & all peripheral installations



Replace BDE



Fleet F77 Upgradeable to FB500



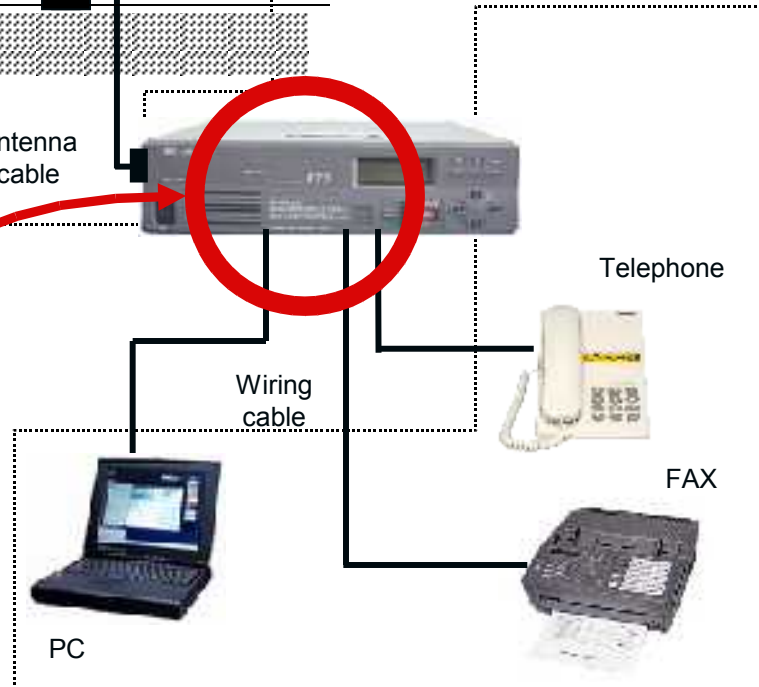
Keep Fleet F77 antenna & all peripheral installations



and RF unit



Replace BDE

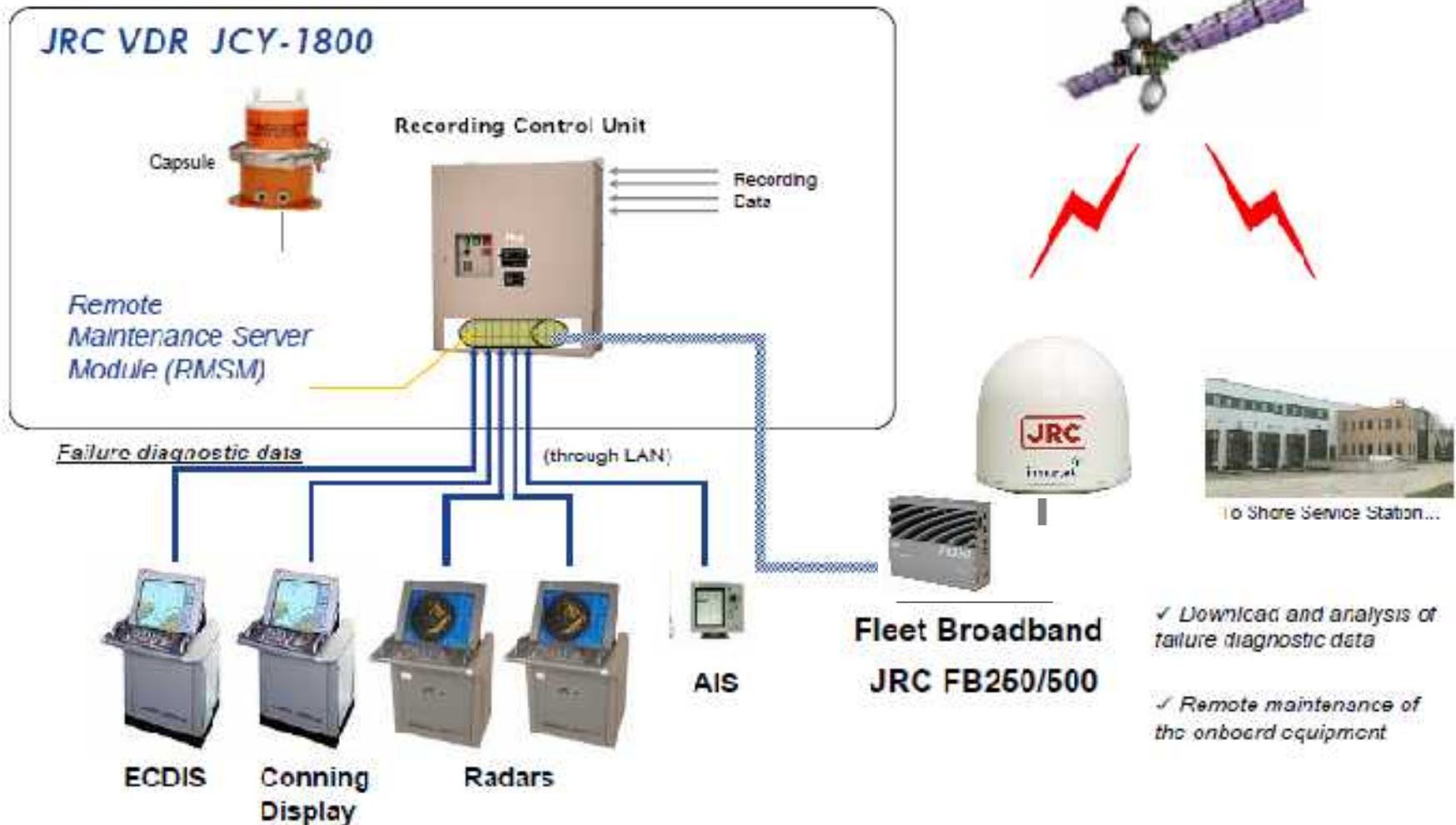


A photograph of a sunset over a body of water. The sun is low on the horizon, creating a bright reflection on the water. In the background, a city skyline is visible through a hazy atmosphere. The text is overlaid on the image.

***Global
Service & Support***

The Sun Never Sets.

Integration Remote Maintenance



Minimize Down time!

Spare parts Location & 24 hours hotline



One Call™
+81 3 3492 9201

- ✦ 3 branches and 17 service stations
- ✦ FAK: Over 30 models and 280 items, consignment



Meet the JUE-250 on Tour

- *Where to meet JRC's pioneering JUE-250 at the 2008 public conferences and exhibitions in Europe*



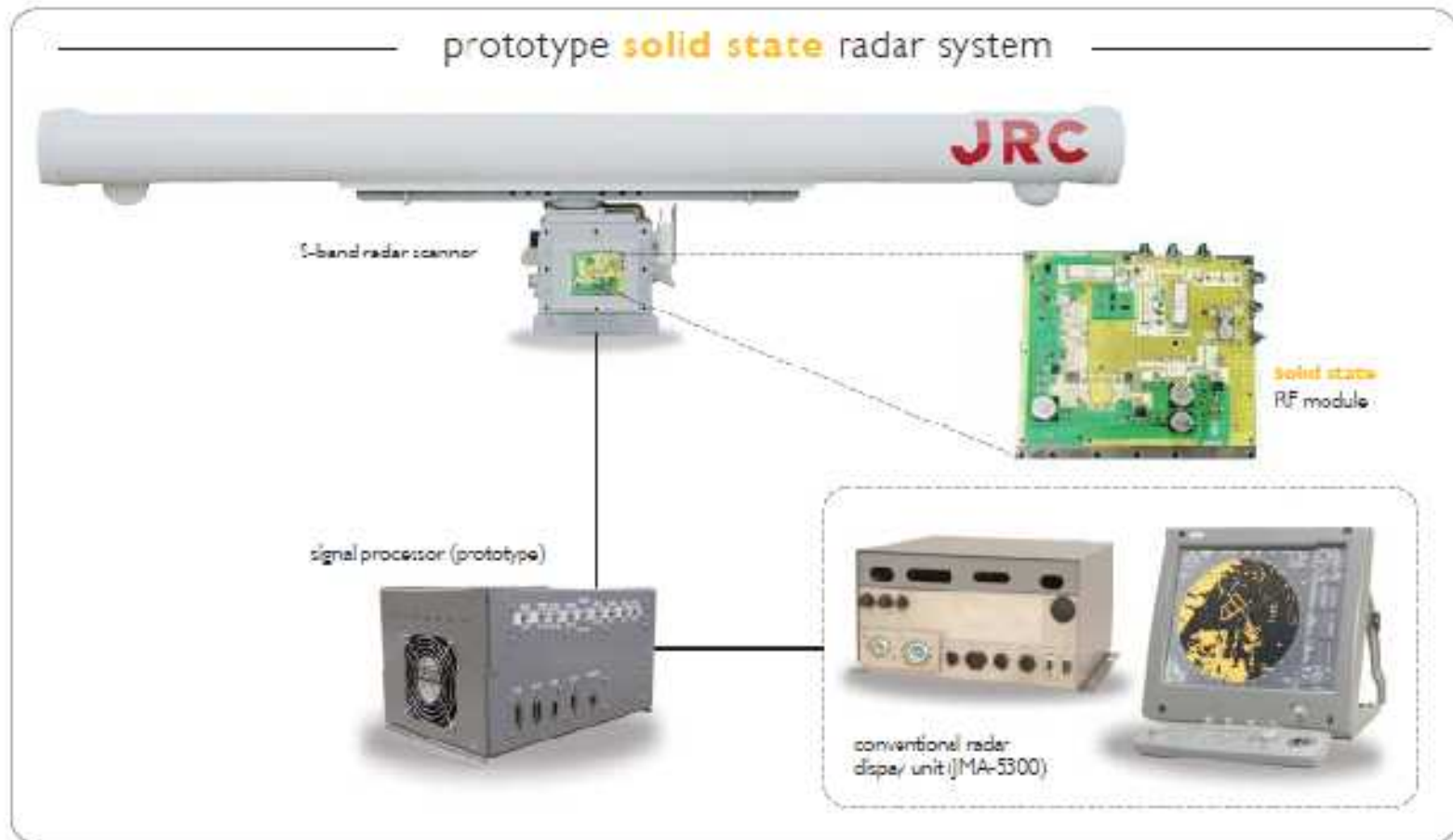
- Digital Ship, Cyprus (Feb)
- Digital Ship, Oslo (Mar)
- SeaJapan, Tokyo (Apr)
- Fishing Navalia, Vigo (May)
- Posidonia 2008, Pireus (Jun)
- Norfishing, Trondheim (Aug)
- SMM, Hamburg (Sept)
- Digital Ship, Singapore (Sept)
- Digital Ship, Athens (Nov)
- Workboat Show, New Orleans (Dec)

JRC Fleet Broadband Hardware Summary



- **Reliability:** Made in Japan, JRC Quality
- **Type approval:** 3 Dec. 2007 by Inmarsat
- **Delivery:** Since Dec. 2007
- **MFE:** In progress
- **Logistics:** Amsterdam based
- **Training:** Amsterdam, Greece
- **FB500** available in 3Q 2008
- **Wide Integration** with Bridge Electronics
- **Unique feature:** Upgrade path™

JRC Solid state S-band Radar





Please stop at JRC stand

See

Bas Eerden

Tjerk Heijman

For

More information